

# How to obtain a new FCC Ship Station License

To order an FCC Ship Station License, you will need a username account and an FCC Registration Number (FRN). The starting point for this process is through the FCC CORES page on the web page <https://www.fcc.gov/licensing-databases/commission-registration-system-fcc>. To register, update, or create a username account, select the “Register and update Username Account” link shown below in red.

The screenshot shows the FCC Commission Registration System (CORES) website. The browser address bar displays <https://www.fcc.gov/licensing-databases/commission-registration-system-fcc>. The navigation bar includes links for About the FCC, Proceedings & Actions, Licensing & Databases (highlighted), Reports & Research, News & Events, and For Consumers. The main heading is "COMmission REgistration System for the FCC". A notification banner indicates a "CORES Paper Mail Disruption". The left sidebar lists "Licensing & Databases" with sub-links: Overview, About Licensing, Databases, Fees, and Forms. The main content area states that the updated version of CORES is available and lists several functions: Register and Manage the 10 digit FCC Registration Number (FRN), View financial standing (RED or Green Light Status) with the FCC and make payments, Retrieve fees awaiting payment completion, Enter and pay Application fees manually, and Retrieve and pay ULS fees. A callout box titled "Updated CORES System" contains three links: "Register and update Username Account" (circled in red), "Create, update and associate FRN(s)", and "Search for public FRN information". A red arrow points to the circled link. The Windows taskbar at the bottom shows the time as 11:56 AM on 11/3/2023.

After you select the username link, you will be taken to the page shown below <https://apps2.fcc.gov/fccUserReg/pages/login.htm>. If you have an account, log in with your username and password. If you need to create a username, select the “Create New Account” link.

UNCLASSIFIED

FC Login x License Manager - Select Service x +

https://apps2.fcc.gov/fccUserReg/pages/login.htm

**FC** Federal Communications Commission

## FCC User Registration System

[Help](#)

You are accessing a U.S. Government Information System. Information system usage may be monitored, recorded, and subject to audit. Unauthorized use of the information system is prohibited and subject to criminal and civil penalties. Use of the information system indicates consent to monitoring and recording.

### Register with the FCC

If you wish to conduct business with the FCC, you must first [create an account](#) with a unique username and password. Your FCC username will be used to identify you in all transactions with the FCC.

### Existing FRN's

In order to use the [Commission Registration System](#) (CORES), you must create a username and password. This username will allow you to access CORES to update your FRN information and reset/update your FRN Password. CORES will now also require FRNs to have Administrator(s). These user(s) will manage which users have access to the FRN and what permissions they will have.

### Register for a new Restricted Use FRN

Restricted Use FRN is only for Commercial and Noncommercial Broadcast Ownership Filings, Form 323 and Form 323-E. To register for a new [Restricted Use FRN](#), you must have registered for an FCC Username Account. [Click here](#) for instructions on how to register for a Username. For assistance, [please submit a help request at https://www.fcc.gov/wireless/available-support-services](#) or call 877-480-3201 (Mon.-Fri. 8 a.m.-6 p.m. ET)

### EAS Test Reporting System (ETRS)

#### Log In

The Username is the address associated with your Username Account.

Username:

Password:

[Log In](#)

[Forgot/Reset your Password](#)

[Create New Account?](#)

[Request another verification email?](#)

10:08 AM 11/3/2023 25

If you selected to “Create New Account”, you will be taken to the screen as shown below. Enter the information to create a new account using your email as the username. An activation email will be sent to continue the process.

UNCLASSIFIED

Create Account

License Manager - Select Service

https://apps2.fcc.gov/fccUserReg/pages/createAccount.htm

FCC Federal Communications Commission

# FCC User Registration System

## Create New Account

[Help](#)

*\* indicates required field*

### Enter Username and Password

Please enter a valid email address. This email address will be used as your username when logging in to the FCC User Registration System and other systems using an FCC Username Account. Any notifications relating to your Username Account will be sent to the email address provided.

\* Username:

\* Confirm Username:

Password must be 12 to 15 characters long, cannot include any part of your Username, and must meet all of the following criteria: 1 lower case letter, 1 upper case letter, 1 number, and 1 punctuation mark/special character.

To see a full list of allowable special characters, please [click here](#).

\* Password:

\* Confirm Password:

- ☐ Password must be 12 to 15 characters long
- ☐ Password cannot include any part of your Username
- ☐ Password must contain
  - ☐ 1 lower case letter
  - ☐ 1 upper case letter
  - ☐ 1 number
  - ☐ 1 punctuation mark/special character

Privacy - Terms

10:13 AM 11/3/2023

You will see this confirmation page as part of the “new account” process shown on the previous page.

UNCLASSIFIED

FCC Registration - Login x | FCC Update Account Profile x | FCC Create New Account - Confirmation x +

apps2.fcc.gov/fccUserReg/pages/createAccount.htm

**FCC** Federal Communications Commission

**FCC User Registration System**

Logged In As: steven.w.kee@uscg.mil | Log Out

### Create New Account - Confirmation

**Registered User Account created on 2023-11-03**

A confirmation email has been sent to **fvsportland@uscg.mil**. Your account will be activated once you respond to this verification message.

To ensure delivery of the verification email, please do the following:

1. Please add [FccRegistration@fcc.gov](mailto:FccRegistration@fcc.gov) to your safe sender list; check your email INBOX folder for the verification email, as well as your SPAM and JUNK folders.
2. If not received shortly after submitting the account, please go to [FCC UserReg login page](#), and click the "Request another verification email?" link.
3. Please allow up to 4 hours for the email to arrive. If after 4 hours the verification email has not arrived, please submit a help request at <https://www.fcc.gov/wireless/available-support-services> or call 877-480-3201 (Mon.-Fri. 8 a.m.-6 p.m. ET).

[« Return to Log In](#)


- ☐ Once you have confirmed your password by entering it twice, you will see this page
- ☐ You must access the email from [FCCRegistration@fcc.gov](mailto:FCCRegistration@fcc.gov) in order to confirm your email address
- ☐ The e-mail may not be immediate
- ☐ If you have problems with the email, follow the troubleshooting steps on this page.

2:08 PM 11/3/2023





You will receive an email like the one shown below as part of the “new account” process shown on the previous pages.

Click on the link to verify your email address. Once you do that, you will see an “Email Address Verification” page as shown on the following page.



FCC Account Request Verification

 FCCRegistration@fcc.gov  
To  fvsportland  
Retention Policy Non-Capstone (10 years)

Fishing Vessel,

Your request to create a new FCC account has been received. To verify your email address, please click the link below.

<https://apps2.fcc.gov/fccUserReg/api/authorizeUser/0e27b21b729037b4febc73ec855fc5017cda55cf7214942c28a38b7f35ea8ae57255a8c36a02ed8e>

This link will expire within 24 hours. If you did not request an FCC account, please disregard this email.

For assistance, please submit a help request at <https://www.fcc.gov/wireless/available-support-services> or call 877-480-3201 (Mon.-Fri. 8 a.m.-6 p.m. ET).

Thank you,

FCC CORES Registration Team

- ☐ You must access the email from [FCCRegistration@fcc.gov](mailto:FCCRegistration@fcc.gov) in order to confirm your email address
- ☐ The e-mail may not be immediately received
- ☐ If you have problems with the email or other parts of the process, submit a help request or call the number on this page.

Once your “new account” has been verified with the email you received (as shown on the previous page of this handout), you will see the screen below. Select “Go to CORES” to continue.

UNCLASSIFIED

FCC Registration - Login x | FCC Update Account Profile x | FCC Create New Account - Confirmation x | FCC Email Address Verification x

apps2.fcc.gov/fccUserReg/pages/createAccountVerified.htm

FCC Federal Communications Commission

FCC User Registration System

Logged In As: [username]@uscg.mil | Log Out

### Email Address Verification

Help

Your email address has been verified and you may now log into CORES using your username and password.

You will also use your username password to access other FCC systems that still require a FRN login.

To register for a new FRN or to manage an existing FRN, click the "Go to CORES" button:

**Please Note: you must associate your existing FRNs with your new Username prior to managing them.**

[Go to CORES](#)

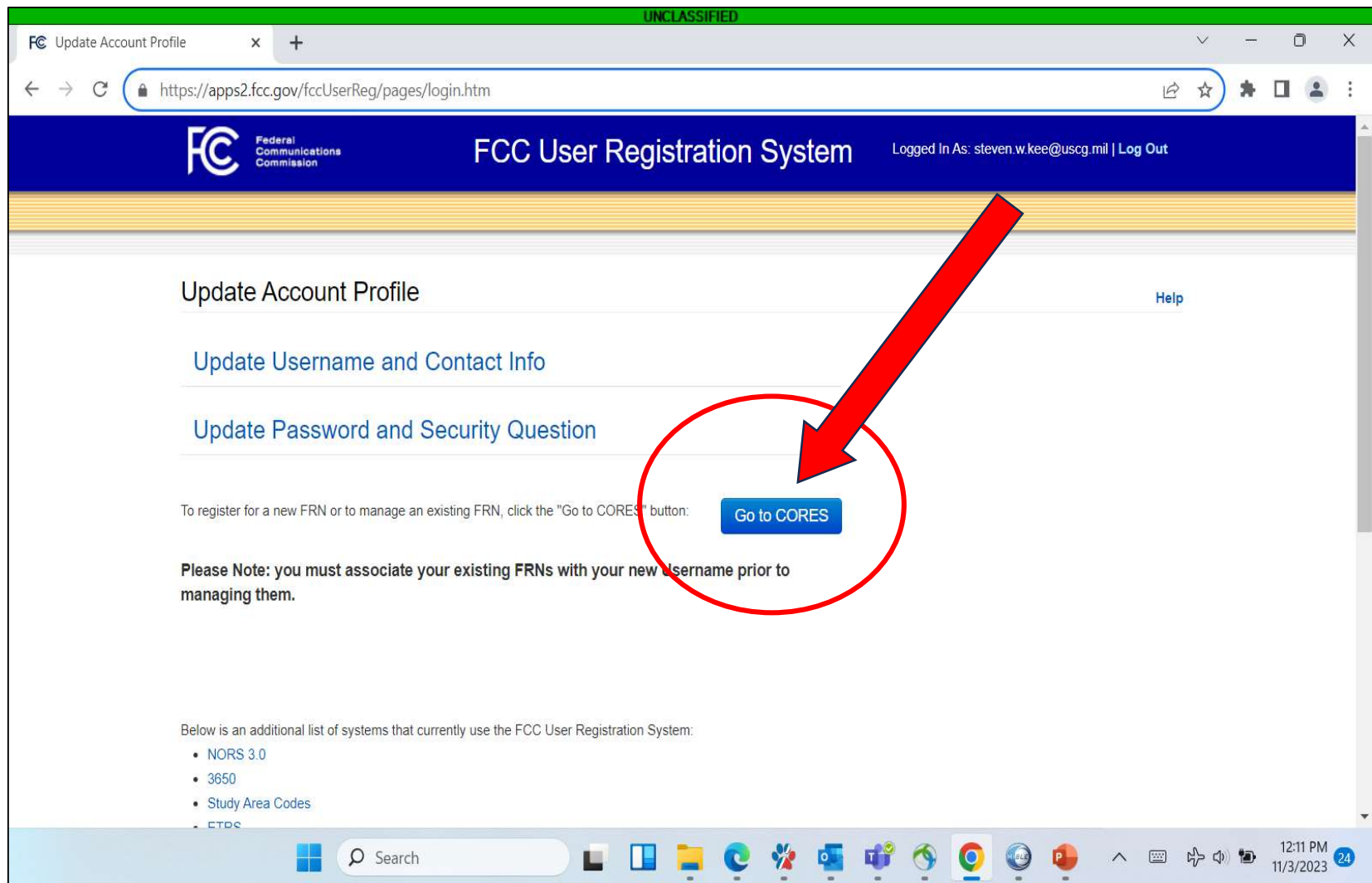
Below is an additional list of systems that currently use the FCC User Registration System:

- [NORS 3.0](#)
- [3650](#)
- [Study Area Codes](#)
- [ETRS](#)

[« Return to Log In](#)

Windows taskbar: Search, File Explorer, Edge, Teams, Outlook, Chrome, etc. 2:09 PM 11/3/2023

If you signed in with an existing username account and password, you will be taken to a screen as shown below. The next step will be to create or manage your required FRN. To do that, select the “GO TO CORES” link.



Select “Register New FRN” if you have not previously created one or if you need to create a new one.

UNCLASSIFIED

User Home

apps.fcc.gov/cores/userHome.do?csrfToken=78vDNfej1zaYdl0vImOLhjADJl0Dj297BhfVumKoyBYP04xiRmoia77xCghUNB9

**FCC** Federal Communications Commission

# Commission Registration System (CORES)

[Associate Username to FRN](#) | [Manage Existing FRNs & FRN Financial](#)  
[Register New FRN](#) | [Reset FRN Password](#) | [Search for FRN](#)

## FCC Registration

FCC > [FCC Registration](#) > User Home

Logged In As: steven.w.kee@uscg.mil | [Logout](#)

### User Home

Select one of the following:

- [Associate Username to FRN](#) Link your registered username to an existing FRN.
- [Manage Existing FRNs](#) | [FRN Financial](#) | [Bills and Fees](#) View & Pay Regulatory Fees, Application Fees, and Bills | View Red & Green light status.
- [Register New FRN](#) Register and receive a new FRN (including Restricted Use Frn).
- [Reset FRN Password](#) Reset/update your FRN password.
- [Search for FRN](#) Search for public FRN information.
- [Update Username Profile](#) Update your username profile.

Customer Service

12:25 PM 11/3/2023 25



Select the appropriate choices for your situation.

UNCLASSIFIED

FCC Registration - Login x FRN Registration - Registrant Ty x User Home x +

apps.fcc.gov/cores/regEntityType.do?csrfToken=4aE3xZ4pbARGJVJkSVA47xL9oXAKxtXHZedOTBKU4Af2fEloo3t1Aa0y4LyXWJjh

**FCC** Federal Communications Commission

## Commission Registration System (CORES)

[Associate Username to FRN](#) | [Manage Existing FRNs & FRN Financial](#)  
[Register New FRN](#) | [Reset FRN Password](#) | [Search for FRN](#)

### FCC Registration

FCC > [FCC Registration](#) > Register FRN

Logged In As: fvsportland@uscg.mil | [Logout](#)

### FRN Registration - Registrant Type

Are you registering as an entity or as an individual?

☐ An entity (e.g., corporation, partnership, government agency, etc.)  
☒ An individual

Is your contact address within the United States or its territories?

☒ Yes  
☐ No

[CONTINUE](#) [Go Back](#)

---

**Customer Service**

[Help](#) [Frequently Asked Questions](#) [Privacy Statement](#) [FCC Home Page](#)

For assistance, please submit a help request at <https://www.fcc.gov/wireless/available-support-services> or call 877-480-3201 (Mon.-Fri. 8 a.m.-6 p.m. ET).

Current Version: 3.0.1

2:11 PM 11/3/2023 24

If you selected "An entity" on the previous page, this page will appear. Once you enter the information, you will be assigned a new FRN.

\*\*\*If you selected "Individual", you will not see this screen. You will be taken to the following screen.\*\*\*

UNCLASSIFIED

https://apps.fcc.gov/cores/regEntity.do?btnContinue=true&csrfToken=FxNtvdromlr8lpuM0jncup3QuP8ePqkEqcd18NsnrzwIVRmENPeAp1lhorJ3vf

Imported from Inte... America's Boating... America's Boating... Coast Explorer Mag... OROWindMap Data... Home | Library of C... Pg Free eBooks | Proje... D13-SectorColumbi... D13-SectorColumbi... Partners of Comm... USCG Enterprise GIS

**FC** Federal Communications Commission **Commission Registration System (CORES)** Associate Username to FRN | Manage Existing FRNs & FRN Financial Register New FRN | Reset FRN Password | Search for FRN

**FCC Registration**

FCC > FCC Registration > Register FRN

Each individual or organization doing business with the FCC is required to provide and maintain a current official contact address. The contact address you provide will be used to mail important FCC related information to you. Logged In As: fvsportland@uscg.mil | Logout

**FRN Registration**

**Register a Domestic Entity**

Entity Type: Private Sector Subtype: Corporation

Entity Name: \*

If your organization has an [Employer Identification Number](#) or [Taxpayer Identification Number](#), enter and confirm it here.

EIN: Confirm EIN:

If your organization does not have an [Employer Identification Number](#), select a reason: ?

**Contact Information**

Organization: Position: \*

Salutation: First Name:

Middle Initial: Last Name:

Suffix:

Address Line 1: \* Address Line 2:

City: \* State: \* ALABAMA

Zip Code: \* Phone: \* ext. \*

Fax: Email: \*

**SUBMIT** [Go Back](#)

Asterisks (\*) indicate required fields.

Revised: April 2005 Form 160 - Approved by OMB 3060-0917

**NOTICE TO INDIVIDUALS REQUIRED BY THE PRIVACY ACT OF 1974 AND THE PAPERWORK REDUCTION ACT OF 1995**

The solicitation of the personal information requested in this form is authorized by the Communications Act, Sections 8 & 9, and the Debt Collection Improvement Act of 1996, P.L. 104-134. This form will be used primarily to capture information to maintain required accounts receivable, and collect fines and debts due the Commission. As part of the Debt Collection Improvement Act, agencies are authorized to refer specific Taxpayers Identification information which includes Employers Identification Numbers and Social Security Numbers to the Department of Treasury for further investigation and possible enforcement of a statute, rule, regulation or order. If we believe there may be a violation or potential violation of an FCC statute, regulation, rule or order, your application may be referred to the Federal, state, or local agency responsible for investigating, prosecuting, enforcing or implementing the statute, rule, regulation or order. In certain cases, the information in your application may be disclosed to the Department of Justice or a court or adjudicative body when (a) the FCC; or (b) any employee of the FCC; or (c) the United States Government, is a party to a proceeding before the body or has an interest in the proceeding. If information requested on the form is not provided, processing of the application/filing may be delayed or returned without action pursuant to Commission rules.

If you owe a past due debt to the Federal Government, the Taxpayer Identification Number (such as your Social Security Number) and other information you provide may also be disclosed to the Department of the Treasury, Financial Management Service, other federal agencies and/or your employer to offset your salary, IRS tax refund or other payments to collect that debt. The FCC may also provide this information to these agencies through the matching of computer records when authorized.

We have estimated that each response to this collection of information will take, on average, 15 minutes. Our estimate includes the time to read the instructions, look through existing records, gather and maintain required data, and actually review and complete the form.

If you selected “Individual”, this is the page you will see. Select “CORES FRN Registration” and “Continue”.

UNCLASSIFIED

FCC Registration - Login x null x User Home x +

apps.fcc.gov/cores/regEntityType.do?btnContinue=true&csrfToken=BSGPhWhnsoVhu5ABjKSfxXlLctFiivGqm4g6eKfX1xBFWepmRcoElRbHLsBXjrrz

**FCC** Federal Communications Commission

# Commission Registration System (CORES)

[Associate Username to FRN](#) | [Manage Existing FRNs & FRN Financial](#)  
[Register New FRN](#) | [Reset FRN Password](#) | [Search for FRN](#)

**FCC Registration**

FCC > [FCC Registration](#) Logged In As: fvsportland@uscg.mil | [Logout](#)

## FRN Registration - Individual Type

Do you want to proceed with a CORES FRN Registration or a Restricted Use FRN Registration?

☒ CORES FRN Registration  
☐ Restricted Use FRN Registration (Use only for filing Commercial/Non-Commercial Broadcast Ownership Reporting on FCC Form 323/323E in LMS)

[CONTINUE](#) [Go Back](#)

**Customer Service**

[Help](#) [Frequently Asked Questions](#) [Privacy Statement](#) [FCC Home Page](#)

For assistance, please submit a help request at <https://www.fcc.gov/wireless/available-support-services> or call 877-480-3201 (Mon.-Fri. 8 a.m.-6 p.m. ET).

Current Version: 3.0.1

2:11 PM 11/3/2023 24

This page will show up for your FRN Registration. Enter the information and then submit.

UNCLASSIFIED

FCC Registration - Login x FRN Registration x User Home x +

apps.fcc.gov/cores/regIndividualType.do?btnPrivateType=true&csrfToken=QpnLTgQRwRINeockcftE4mtlx6kmfMU0vmukUN4OQ3PmRCRQO76gKQCl...

FCC > [FCC Registration](#) > Register FRN Logged In As: fvsportland@uscg.mil | [Logout](#)

Each individual or organization doing business with the FCC is required to provide and maintain a current official contact address. The contact address you provide will be used to mail important FCC related information to you.

### FRN Registration

**Register a Domestic Individual**

Salutation:	<input type="text"/>	First Name:*	<input type="text"/>
Middle Initial:	<input type="text"/>	Last Name:*	<input type="text"/>
<a href="#">Suffix:</a>	<input type="text"/>	Doing Business As:	<input type="text"/>
If you have a <a href="#">Social Security Number</a> or <a href="#">Taxpayer Identification Number</a> , enter and confirm it here.			
SSN:	<input type="text"/>	Confirm SSN:	<input type="text"/>
If you do not have a <a href="#">Social Security Number</a> , select a reason: <input type="text"/> ?			

**Contact Information**

Same as Above:	<input type="checkbox"/>	Position:	<input type="text"/>
Organization:	<input type="text"/>	First Name:*	<input type="text"/>
Salutation:	<input type="text"/>	Last Name:*	<input type="text"/>
Middle Initial:	<input type="text"/>		
<a href="#">Suffix:</a>	<input type="text"/>		
Address Line 1:*	<input type="text"/>	Address Line 2:	<input type="text"/>
City:*	<input type="text"/>	State:*	<input type="text" value="ALABAMA"/>
Zip Code:*	<input type="text"/>	Phone:	<input type="text"/> <input type="text"/> <input type="text"/> ext. <input type="text"/>
Fax:	<input type="text"/>	Email:*	<input type="text"/>

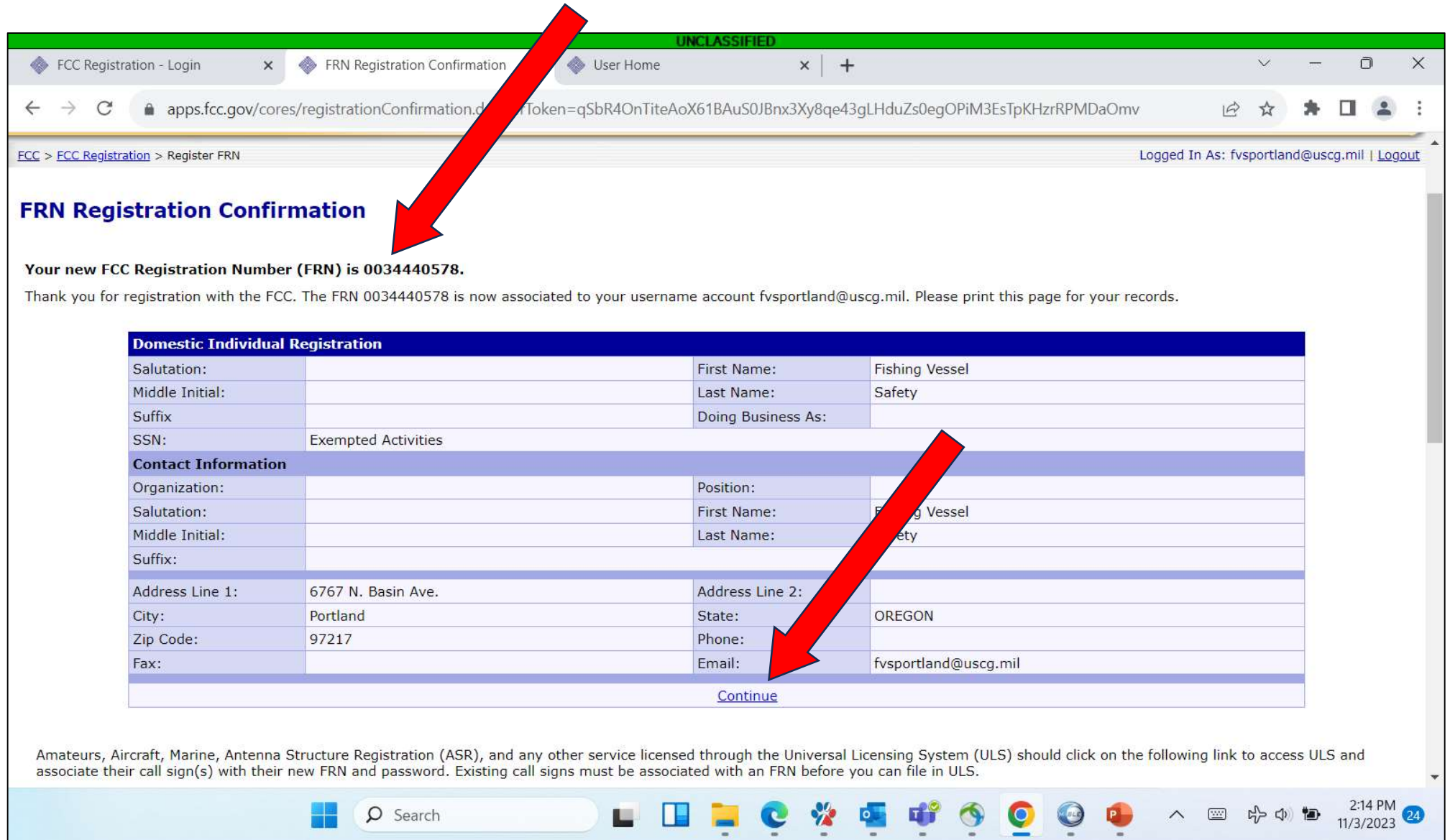
SUBMIT

[Go Back](#)

2:12 PM 11/3/2023



This page is your new “Individual” FRN. Your FRN should be noted for future reference along with your username and password. Select “Continue”.



The screenshot shows a web browser window with the title "UNCLASSIFIED". The address bar displays the URL "apps.fcc.gov/cores/registrationConfirmation.do?Token=qSbR4OnTiteAoX61BAuS0JBnx3Xy8qe43gLHduZs0egOPiM3EsTpKHZrRPMdaOmv". The page content includes a breadcrumb trail "FCC > FCC Registration > Register FRN" and a login status "Logged In As: fvsportland@uscg.mil | Logout".

### FRN Registration Confirmation

**Your new FCC Registration Number (FRN) is 0034440578.**

Thank you for registration with the FCC. The FRN 0034440578 is now associated to your username account fvsportland@uscg.mil. Please print this page for your records.

Domestic Individual Registration			
Salutation:		First Name:	Fishing Vessel
Middle Initial:		Last Name:	Safety
Suffix:		Doing Business As:	
SSN:	Exempted Activities		
Contact Information			
Organization:		Position:	
Salutation:		First Name:	Fishing Vessel
Middle Initial:		Last Name:	Safety
Suffix:			
Address Line 1:	6767 N. Basin Ave.	Address Line 2:	
City:	Portland	State:	OREGON
Zip Code:	97217	Phone:	
Fax:		Email:	fvsportland@uscg.mil
<a href="#">Continue</a>			

Amateurs, Aircraft, Marine, Antenna Structure Registration (ASR), and any other service licensed through the Universal Licensing System (ULS) should click on the following link to access ULS and associate their call sign(s) with their new FRN and password. Existing call signs must be associated with an FRN before you can file in ULS.



To get to the next step, use the “FCC” hyperlink to get to the [www.fcc.gov](http://www.fcc.gov) homepage or type it into your browser.

The screenshot shows a web browser window with the URL `apps.fcc.gov/cores/userHome.do?csrfToken=6vm4iXUHxUTgthohnJNLbae73M27iL8eJbva9TcTeqtl1tO4UBgBJkhoQ2rRAz1e`. The page title is "Commission Registration System (CORES)". The top navigation bar includes links for "Associate Username to FRN", "Manage Existing FRNs & FRN Financial", "Register New FRN", "Reset FRN Password", and "Search for FRN". The main content area is titled "User Home" and contains a section "Select one of the following:" with the following links and descriptions:

- [Associate Username to FRN](#) Link your registered username to an existing FRN.
- [Manage Existing FRNs](#) | [FRN Financial](#) | [Bills and Fees](#) View & Pay Regulatory Fees, Application Fees, and Bills | View Red & Green light status.
- [Register New FRN](#) Register and receive a new FRN (including Restricted Use Frn).
- [Reset FRN Password](#) Reset/update your FRN password.
- [Search for FRN](#) Search for public FRN information.
- [Update Username Profile](#) Update your username profile.

The bottom of the page features a "Customer Service" bar and a Windows taskbar with the date and time "2:15 PM 11/3/2023".

Once you are on the FCC homepage, go to the “Universal Licensing System” by clicking on one of the ULS hyperlinks.

The screenshot shows the FCC homepage with the following elements:

- Browser Tabs:** Multiple tabs for "FCC Registration - Login" and "Federal Communications Comm".
- Address Bar:** "fcc.gov".
- Header:** FCC logo, "Browse by CATEGORY", "Browse by BUREAUS & OFFICES", and a search bar.
- Navigation Bar:** "About the FCC", "Proceedings & Actions", "Licensing & Databases", "Reports & Research", "News & Events", and "For Consumers".
- Main Content Area:**
  - Licensing & Databases:** A grid of links including Overview, About Licensing, Databases, Fees, Forms, FCC Registration System (CORES), and System Alerts & Notifications. A red arrow points from the "Licensing & Databases" tab to the "ULS" link in the grid.
  - Grid of Links:** A 6x2 grid of links including ASR, DIRS, ETFS, LIC, PSIX-ESIX, CDBS, EA, ETRS, ICFS, RLD, CEFS, ECFS, GenMen, NORS, TCB, COALS, EDOCS, HAM, PIF, URS, CORES, ELS, KDB, PIRATE, VPD, and CSRS.
- Footer:** News release dated November 1, 2023, and a "Consumer Complaint" section.
- Taskbar:** Windows taskbar with various application icons and the system clock showing 2:24 PM on 11/3/2023.

Once you are on the ULS homepage, scroll down and select “File Online”.  
(see next page)

The screenshot shows the FCC Universal Licensing System (ULS) homepage in a web browser. The browser's address bar displays `fcc.gov/wireless/universal-licensing-system`. The page features a blue header with the FCC logo and navigation links: "About the FCC", "Proceedings & Actions", "Licensing & Databases", "Reports & Research", "News & Events", and "For Consumers". Below the header, a breadcrumb trail reads "Home / Wireless / Systems & Utilities". The main heading is "Universal Licensing System". A red alert banner at the top left states "CORES Online Payment System Scheduled Maintenance". Below this, a link "See more alerts & alert details" is visible. On the left side, a sidebar lists "Universal Licensing System" with sub-links: "Pay Fees", "Wireless Fees", and "Wireless Services". A large yellow box in the center contains the following text: "Applicants are strongly encouraged to provide an email address on their registration application(s), which will trigger the electronic issuance of an official copy of their registration(s) to the email provided upon application grant. Per the timing specified in Rulemaking FCC 20-126, the FCC will no longer print, and Registrants will no longer be able to request, hard copy registrations sent by mail." The Windows taskbar at the bottom shows the date as 11/3/2023 and the time as 2:25 PM.

UNCLASSIFIED

FCC Registration - Login x FCC Registration - Login x FCC Universal Licensing System | Fed x FCC Registration - Login x

fcc.gov/wireless/universal-licensing-system

Federal Communications Commission

Browse by CATEGORY Browse by BUREAUS & OFFICES

Search

About the FCC Proceedings & Actions Licensing & Databases Reports & Research News & Events For Consumers

Home / Wireless / Systems & Utilities

# Universal Licensing System

**!** CORES Online Payment System Scheduled Maintenance

[See more alerts & alert details](#)

## Universal Licensing System

- Pay Fees
- Wireless Fees
- Wireless Services

Applicants are strongly encouraged to provide an email address on their registration application(s), which will trigger the electronic issuance of an official copy of their registration(s) to the email provided upon application grant. Per the timing specified in Rulemaking FCC 20-126, the FCC will no longer print, and Registrants will no longer be able to request, hard copy registrations sent by mail.

2:25 PM 11/3/2023 24

Click on “File Online” to continue.

The screenshot shows the FCC Universal Licensing System (ULS) homepage. The browser's address bar displays <https://wireless2.fcc.gov/UlsEntry/licManager/login.jsp>. The page features a sidebar on the left with links to TCNS / E106, TOWAIR, AM Tower Locator, and Hearing Aid Compatibility Status Reporting. The main content area is divided into several sections. A red arrow points to the 'File Online' link, which is circled in red. The 'File Online' section includes the text 'Apply for a new license, modify, assign authorization, transfer of control, manage licenses and applications, associate call signs and more.' and a 'Reset Password' link. Other sections include 'New User Registration', 'Obtain Official ULS Authorization', 'Submit a Pleading', 'Special Temporary Authority and Waiver Request Filing Guide', and 'ULS Confidential Filings'. The Windows taskbar at the bottom shows the time as 2:26 PM on 11/3/2023.

UNCLASSIFIED

FCC Registration - Login x FCC Registration - Login x FCC Universal Licensing System | Fed x FCC Registration - Login x

fcc.gov/wireless/universal-licensing-system

TCNS / E106

TOWAIR

AM Tower Locator

Hearing Aid Compatibility Status Reporting

New User Registration

Register with the FCC.  
Read More about registering.

**File Online**

Apply for a new license, modify, assign authorization, transfer of control, manage licenses and applications, associate call signs and more.

Reset Password

Obtain Official ULS Authorization

Select to log into ULS Online Filing.

Instructions for downloading your granted ULS Authorization.

Submit a Pleading

Special Temporary Authority and Waiver Request Filing Guide

Compilation of instructions for special temporary authority and waiver requests.

ULS Confidential Filings

Consistent with Public Notice DA 20-361 released on March 31, 2020, all requests for confidential treatment associated with ULS filings may continue to be filed electronically in ULS (using attachment type "confidential").

Searching

https://wireless2.fcc.gov/UlsEntry/licManager/login.jsp

Search

2:26 PM 11/3/2023



Enter the FRN you were assigned in the previous steps. Enter your username password and select “Submit”.

UNCLASSIFIED

FCC Registration - Login x FCC Registration - Login x FCC License Manager - Login x FCC Registration - Login x +

wireless2.fcc.gov/UlsEntry/licManager/login.jsp

**FCC** Federal Communications Commission

## License Manager

FCC > Wireless > Licensing > Online Systems > License Manager

**Use of This System is for FCC-Authorized Purposes Only.**

You are accessing a U.S. Government information system provided by the Federal Communications Commission for FCC-authorized users only. All communications occurring on this information system are subject to be monitored, recorded, and audited, therefore you have no reasonable expectation of privacy regarding any communications or data transmitted or stored on this information system.

Unauthorized or improper use of the information system or information stored on this information system is prohibited and subject to criminal, civil, and/or administrative penalties. Any data transmitted or stored on this information system may be disclosed to law enforcement or other Federal agencies or their contractors in the course of conducting an investigation or other forensic analysis.

USE OF THIS INFORMATION SYSTEM INDICATES CONSENT TO MONITORING AND RECORDING

### Log In

Log in to the License Manager to view and manage your licenses and applications, apply for a new license, and perform other license and application management tasks based on your FCC Registration Number (FRN). 10-digit FRN is required.

**PLEASE NOTE:** Per Public Notice DA 15-72, the FCC no longer mails license authorizations. If you provide an email address on your application, an official copy of your license will be automatically emailed to you after the application has granted.

**FCC Registration Number (FRN)**

**Password** (FRN password or password for an associated FCC Username)

**SUBMIT**

**About the FCC Registration Number (FRN)**

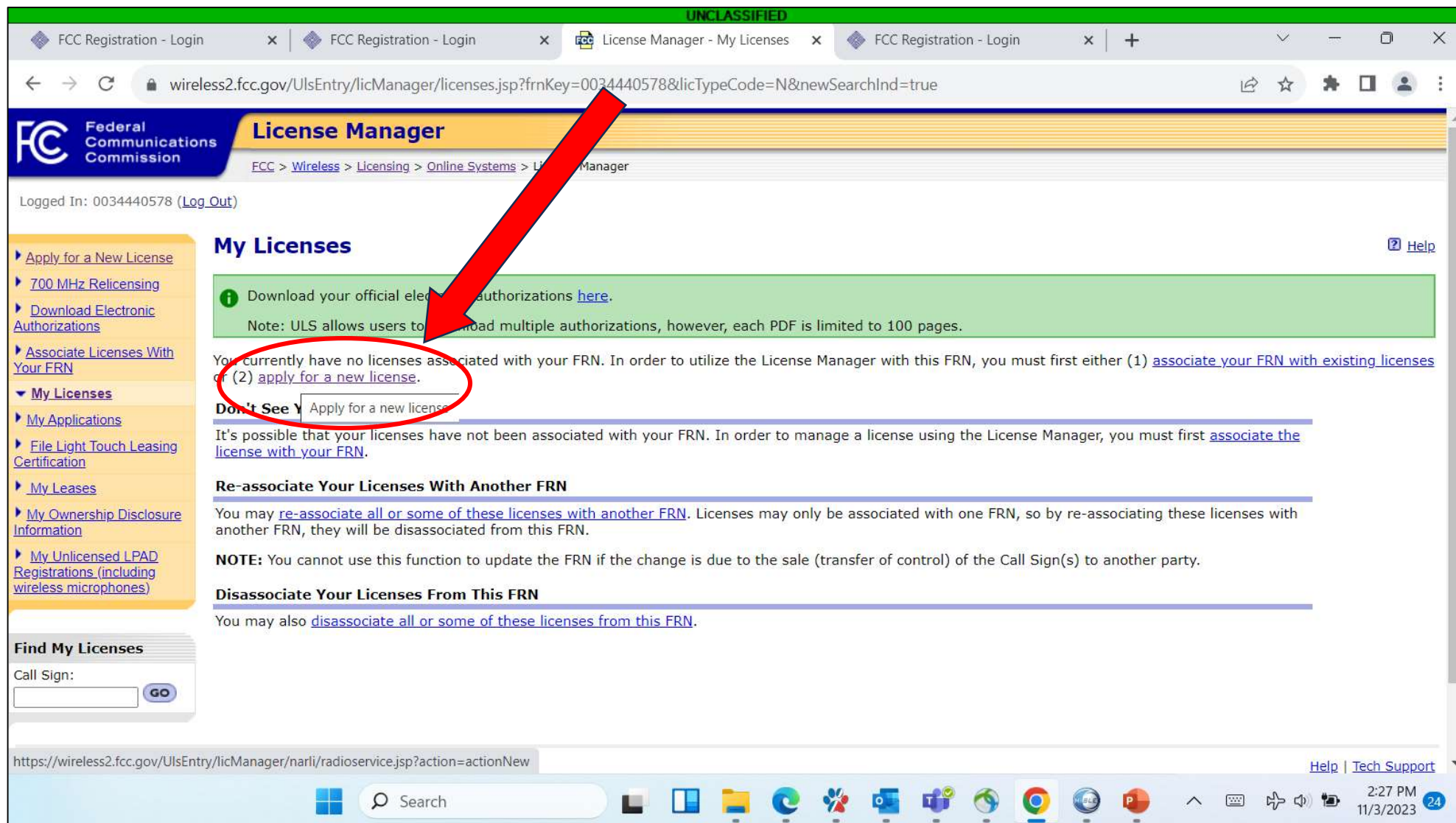
An FRN is a 10-digit number that is assigned to a business or individual registering with the FCC. This unique FRN is used to identify the registrant's business dealings with the FCC. The FCC will use the FRN to determine if all of a registrant's fees have been paid. You are encouraged to register with the Commission as soon as you expect to do business with the FCC. This way, you will be ready to access any of the electronic licensing systems without having to go through the registration process at the time you submit an application.

24 Help

2:26 PM 11/3/2023



Select "Apply for a new license."



The screenshot shows the FCC License Manager interface. The browser tabs include "FCC Registration - Login" and "License Manager - My Licenses". The URL is [wireless2.fcc.gov/UlsEntry/licManager/licenses.jsp?frnKey=0034440578&licTypeCode=N&newSearchInd=true](https://wireless2.fcc.gov/UlsEntry/licManager/licenses.jsp?frnKey=0034440578&licTypeCode=N&newSearchInd=true). The page title is "License Manager". The left sidebar contains a list of links: "Apply for a New License", "700 MHz Relicensing", "Download Electronic Authorizations", "Associate Licenses With Your FRN", "My Licenses", "My Applications", "File Light Touch Leasing Certification", "My Leases", "My Ownership Disclosure Information", and "My Unlicensed LPAD Registrations (including wireless microphones)". The main content area is titled "My Licenses" and includes a green information box with a download link. Below this, a message states: "You currently have no licenses associated with your FRN. In order to utilize the License Manager with this FRN, you must first either (1) [associate your FRN with existing licenses](#) or (2) [apply for a new license](#)." The link "Apply for a new license" is circled in red. Below this, there are sections for "Re-associate Your Licenses With Another FRN" and "Disassociate Your Licenses From This FRN". At the bottom, there is a "Find My Licenses" section with a "Call Sign:" input field and a "GO" button. The Windows taskbar at the bottom shows the time as 2:27 PM on 11/3/2023.

UNCLASSIFIED

FCC Registration - Login x FCC Registration - Login x License Manager - My Licenses x FCC Registration - Login x

← → ↻ 🔒 wireless2.fcc.gov/UlsEntry/licManager/licenses.jsp?frnKey=0034440578&licTypeCode=N&newSearchInd=true

**FC** Federal Communications Commission

**License Manager**

FCC > Wireless > Licensing > Online Systems > License Manager

Logged In: 0034440578 (Log Out)

**My Licenses** [Help](#)

Download your official electronic authorizations [here](#).  
Note: ULS allows users to download multiple authorizations, however, each PDF is limited to 100 pages.

You currently have no licenses associated with your FRN. In order to utilize the License Manager with this FRN, you must first either (1) [associate your FRN with existing licenses](#) or (2) [apply for a new license](#).

**Don't See Your License?** [Apply for a new license](#)

It's possible that your licenses have not been associated with your FRN. In order to manage a license using the License Manager, you must first [associate the license with your FRN](#).

**Re-associate Your Licenses With Another FRN**

You may [re-associate all or some of these licenses with another FRN](#). Licenses may only be associated with one FRN, so by re-associating these licenses with another FRN, they will be disassociated from this FRN.

**NOTE:** You cannot use this function to update the FRN if the change is due to the sale (transfer of control) of the Call Sign(s) to another party.

**Disassociate Your Licenses From This FRN**

You may also [disassociate all or some of these licenses from this FRN](#).

**Find My Licenses**

Call Sign:  [GO](#)

<https://wireless2.fcc.gov/UlsEntry/licManager/narli/radioservice.jsp?action=actionNew> [Help](#) | [Tech Support](#)

2:27 PM 11/3/2023

Choose “SA or SB-Ship” for the service. Then “Continue”.

The screenshot shows the FCC License Manager interface. The browser tabs include 'FCC Registration - Login' and 'License Manager - Select Service'. The URL is [wireless2.fcc.gov/UlsEntry/licManager/narli/radioservice.jsp?action=actionNew](https://wireless2.fcc.gov/UlsEntry/licManager/narli/radioservice.jsp?action=actionNew). The page header shows the FCC logo and 'License Manager'. The user is logged in as 0034440578. The main section is 'Apply for a New License' with a 'Select Service' dropdown menu. The dropdown is open, showing a list of radio services. 'SA or SB - Ship' is highlighted in blue and circled with a red arrow. Another red arrow points to the 'CONTINUE' button. The right sidebar contains 'Steps' (Radio Service) and 'Common Questions' (Which radio service should I select?, What should I do if my radio service is not listed in the drop down menu?, What is a radio service code?). The footer includes the FCC contact information and the date/time: 2:27 PM 11/3/2023.

UNCLASSIFIED

FCC Registration - Login x FCC Registration - Login x License Manager - Select Service x FCC Registration - Login x

← → ↻ wireless2.fcc.gov/UlsEntry/licManager/narli/radioservice.jsp?action=actionNew

FCC Federal Communications Commission

License Manager

FCC > Wireless > Licensing > Online Systems > License Manager

Logged In: 0034440578 (Log Out)

Apply for a New License

Select Service

Select the radio service for the new license.

QQ - Intelligent Transportation Service (Non-Public Safety)  
QT - Non-Narrowband 5 Channel Trunked, 220 MHz  
RP - Broadcast Auxiliary Remote Pickup  
RR - Restricted Operator  
RS - Land Mobile Radiolocation  
**SA or SB - Ship**  
SG - Conventional Public Safety 700 MHz  
SL - Public Safety 700 MHz Band-State License  
SY - Trunked Public Safety 700 MHz  
TB - TV Microwave Booster  
TI - TV Intercity Relay  
TP - TV Pickup  
TS - TV Studio Transmitter Link  
TT - TV Translator Relay  
WA - Microwave Aviation  
WM - Microwave Marine  
WR - Microwave Radiolocation  
YB - Business, 806-821/851-866 MHz, Trunked  
YE - PubSafty/SpecEmer/PubSaftyNtlPlan, 806-817/851-862MHz, Trunked  
YF - Public Safety Ntl Plan, 821-824/866-869 MHz, Trunked

Quit Application Help

Steps

Radio Service

Common Questions

[Which radio service should I select?](#)  
[What should I do if my radio service is not listed in the drop down menu?](#)  
[What is a radio service code?](#)

Help | Tech Support

Federal Communications Commission  
45 L Street NE

Phone: 1-877-480-3201  
TTY: 1-717-338-2824

2:27 PM 11/3/2023

Most people will choose “No”. If you do have a 4 letter call sign, select “Yes”, enter it, and then “Continue”.

UNCLASSIFIED

FCC Registration - Login x FCC Registration - Login x License Manager - Assigned Call x FCC Registration - Login x

wireless2.fcc.gov/UlsEntry/licManager/narli/assignedcallsign.jsp?fromPage=radioservice.jsp&action=actionNew&applKey=&preAppKey=&statusKey=...

**FCC** Federal Communications Commission

**License Manager**

FCC > Wireless > Licensing > Online Systems > License Manager

Logged In: 0034440578 (Log Out)

**Apply for a New License**

**Assigned Call Sign**

Has this ship already been assigned a four (4) letter call sign (e.g. WXYZ) by the FCC?

☐ Yes ☒ No

If yes, enter the call sign

[BACK](#) [CONTINUE](#)

**Steps**

- 1 Radio Service
- Assigned Call Sign
- ...

**Common Questions**

- [What is an FCC call sign?](#)
- [How do I determine if I already have an FCC assigned call sign?](#)
- [What is the difference between a 4-letter call sign and any other call sign?](#)

FCC | Wireless | ULS | CORES | Paying Fees

Help | Tech Support

Federal Communications Commission  
45 L Street NE

Phone: 1-877-480-3201  
TTY: 1-717-338-2824

2:28 PM 11/3/2023

Select "Yes" for the 1<sup>st</sup> question. Most boats will select "No" for the foreign ports and other equipment. Select which is best for your operations. Then select "Continue".

The screenshot shows the FCC License Manager interface. The browser tabs include 'FCC Registration - Login' and 'License Manager - Compulsory'. The URL is wireless2.fcc.gov/UlsEntry/licManager/narli/compulsoryquestions.jsp. The page title is 'License Manager' and the user is logged in as 0034440578. The 'Compulsory Questions' section is circled in red. A red arrow points to the first question, 'Are you required by law or treaty to carry a radio on your vessel?', where the 'Yes' radio button is selected. Another red arrow points to the 'CONTINUE' button at the bottom right. The 'Steps' sidebar on the right shows the current step is 'Compulsory Questions'. The 'Common Questions' sidebar contains links for radio equipment requirements and foreign ports. The footer includes FCC contact information and the date 11/3/2023.

UNCLASSIFIED

FCC Registration - Login x FCC Registration - Login x FCC License Manager - Compulsory t x FCC Registration - Login x

wireless2.fcc.gov/UlsEntry/licManager/narli/compulsoryquestions.jsp?fromPage=assignedcallsign.jsp&action=actionNew&applKey=&preAppKey=&s...

FCC Federal Communications Commission

License Manager

FCC > Wireless > Licensing > Online Services > License Manager

Logged In: 0034440578 (Log Out)

Apply for a New License

Compulsory Questions

Are you required by law or treaty to carry a radio on your vessel?

☒ Yes ☐ No

Does your vessel travel to foreign ports?

☐ Yes ☒ No

Do you use marine radio equipment on board your vessel other than marine VHF radios, EPIRBs (Emergency Position Indicating Radio Beacon), and radar?

☐ Yes ☒ No

← BACK

CONTINUE →

FCC 605 Privacy Act Quit Application Help

Steps

- 1 Radio Service
- 2 Assigned Call Sign
- ▶ Compulsory Questions
- ...

Common Questions

[How would I know if I am required by law or treaty to carry radio equipment?](#)

[Are Canada and Mexico considered foreign ports?](#)

FCC | Wireless | ULS | CORES | Paying Fees

Help | Tech Support

Federal Communications Commission  
45 L Street NE

Phone: 1-877-480-3201  
TTY: 1-717-338-7874

2:28 PM  
11/3/2023



Under “Applicant Questions”, select “No” for these 3 questions. Then select “Continue”.

The screenshot shows the FCC License Manager interface. The 'Applicant Questions' section is highlighted with a red circle. Two red arrows point to the 'Request Type' and 'Fee Status' questions, indicating where to select 'No'. A third red arrow points to the 'CONTINUE' button. The page includes a sidebar with 'Steps' and 'Common Questions'.

**Request Type**  
Does this filing request STA(Special Temporary Authorization)? If "Yes", attach the required exhibit as described in the instructions.

**Fee Status**  
Is the applicant exempt from FCC application fees?   
Is the applicant exempt from FCC regulatory fees?

**CONTINUE**

**Steps**  
1 Radio Service  
2 Assigned Call Sign  
▶ **Applicant Questions**  
4 Licensee Information  
5 Basic Qualification  
6 Ship Information  
7 Search and Rescue Information  
8 Summary  
9 Certification

**Common Questions**  
[What is an STA?](#)  
[What is a Developmental License?](#)  
[Am I exempt from fees?](#)  
[When would I be exempt from fees?](#)

[FCC](#) | [Wireless](#) | [ULS](#) | [CORES](#) | [Paying Fees](#)

Federal Communications Commission  
45 L Street NE  
Washington, DC 20554

[Help](#) | [Tech Support](#)  
Phone: 1-877-480-3201  
TTY: 1-717-338-2824  
[Submit Help Request](#)



Select the appropriate license type and enter the details. Then select “Continue”.

UNCLASSIFIED

FCC Registration - Login x FCC Registration - Login x License Manager - Licensee Info x FCC Registration - Login x

wireless2.fcc.gov/UlsEntry/licManager/narli/licenseeinformation.jsp?fromPage=applicantquestions.jsp&action=actionNew&applKey=14353116&pre...

This Licensee Information identifies the applicant. When the FCC takes formal disposition on the application (i.e., grant, return, or dismissal), the notice(s) regarding the disposition of the application(s) will be sent to the address provided below. If the FCC grants the application, the information provided below will become the licensee's address, telephone numbers, and email of record for the selected call sign(s).

**Licensee Type & Name**

Type: Individual

If Other, please specify:

Individual Name: First MI Last Suffix

Entity Name:

**Licensee Address**

Attention To:

P.O.Box:

Street Address:

City:

State:

ZIP Code:

Phone:

Fax:

Email:

1 Radio Service

2 Assigned Call Sign

3 Applicant Questions

► Licensee Information

5 Basic Qualification

6 Ship Information

7 Search and Rescue Information

8 Summary

9 Certification

**Common Questions**

[Must I list a physical address, or can I just list a P.O. box?](#)

[Will my application be saved if I click "Quit Application"?](#)

[If I type in new information, do I need to check the "clear" box to remove the old information?](#)

[I just got married. How do I change my licensee name?](#)

[What is a suffix?](#)

← BACK CONTINUE →

Select the appropriate response for a felony conviction. Then select "Continue".

UNCLASSIFIED

FCC Registration - Login x | FCC Registration - Login x | License Manager - Basic Qualific x | FCC Registration - Login x | +

wireless2.fcc.gov/UlsEntry/licManager/narli/qualifications.jsp?fromPage=licenseeinformation.jsp&action=actionNew&applKey=14353116&preAppKe...

**FCC** Federal Communications Commission

**License Manager**

FCC > Wireless > Licensing > Online Systems > License Manager

Logged In: 0034440578 ([Log Out](#))

**Apply for a New License**

[Custom Exp. Date](#) [Attachments](#) [Waivers](#) [Reference Copy](#) [FCC 605 Privacy Act](#) [Quit Application](#) [Help](#)

**Basic Qualification Information**

Has the applicant or any party to this application, or any party directly or indirectly controlling the applicant, ever been convicted of a felony by any state or federal court?

Note: If "Yes", you must submit an exhibit explaining the circumstances.

[← BACK](#) [CONTINUE →](#)

**Steps**

- 1 Radio Service
- 2 Assigned Call Sign
- 3 Applicant Questions
- 4 Licensee Information
- ▶ **Basic Qualification**
- 6 Ship Information
- 7 Search and Rescue Information
- 8 Summary
- 9 Certification

[FCC](#) | [Wireless](#) | [ULS](#) | [CORES](#) | [Paying Fees](#)

[Help](#) | [Tech Support](#)

Federal Communications Commission  
45 L Street NE

Phone: 1-877-480-3201  
TTY: 1-717-338-2824

2:32 PM  
11/3/2023

Select "Regular" for the type of license. Then select "Continue".

UNCLASSIFIED

FCC Registration - Login x FCC Registration - Login x FCC License Manager - Ship License x FCC Registration - Login x

wireless2.fcc.gov/UlsEntry/licManager/narli/typeoflicense.jsp?fromPage=qualifications.jsp&action=actionNew&applKey=14353116&preAppKey=&st...

**FCC** Federal Communications Commission

**License Manager**

FCC > Wireless > Licensing > Online Systems > License Manager

Logged In: 0034440578 (Log Out)

**Apply for a New License**

Custom Exp. Date Attachments Waivers Reference Copy FCC 605 Privacy Act Quit Application Help

**Ship License Type**

Select type of license

- ☒ Regular (transmitter(s) will be used on 1 vessel only)
- ☐ Portable (a single transmitter will be used on various U.S. registered vessels)
- ☐ Fleet (several vessels will each have transmitters that operate in similar frequency bands and are to be licensed under one authorization)

BACK CONTINUE

**Steps**

- 1 Radio Service
- 2 Assigned Call Sign
- 3 Applicant Questions
- 4 Licensee Information
- 5 Basic Qualification
- ▶ **Ship Information**
- 7 Search and Rescue Information
- 8 Summary
- 9 Certification

**Common Questions**

[Can I select more than one ship license type?](#)

FCC | Wireless | ULS | CORES | Paying Fees

Federal Communications Commission  
45 L Street NE

Help | Tech Support

Phone: 1-877-480-3201  
TTY: 1-717-338-7824

2:33 PM 11/3/2023

Select "No" for questions A, B, C, and D. Select the appropriate "Yes" or "No" for question E (Yes for >65.6ft). Then select "Continue".

**FCC** Federal Communications Commission  
License Manager

FCC > Wireless > Licensing > Online Systems > License Manager

Logged In: 0034545624 ([Log Out](#))

[Apply for a New License](#) [Custom Exp. Date](#) [Attachments](#) [Waivers](#) [Reference](#)

### Ship Radio Requirement Categories

**A RADIOTELEGRAPH STATION REQUIRED BY TITLE III, PART II OF THE COMMUNICATIONS ACT**  
Does your license apply to:  
1) Cargo vessels 1600 and upward gross tons;  
2) Vessels carrying more than 12 passengers, when leaving or attempting to leave U.S. harbor of port for a voyage in the open sea.

**Note:** A vessel determined by the United States Coast Guard to have the equipment required to implement the Global Maritime Distress and Safety System installed and operating in good working condition is not required to be equipped with a radiotelegraph station.

☐ Yes ☒ No

**B RADIOTELEPHONE STATION REQUIRED BY TITLE III, PART II OF THE COMMUNICATIONS ACT OR SAFETY CONVENTION**  
Does your license apply to Cargo vessels 300 to 1600 gross tons?

**Note:** Passenger vessels and cargo vessels over 300 gross tons listed in category (A) and (B) are also subject to the Safety Convention when navigated on international voyages, except on the Great Lakes.

☐ Yes ☒ No

**C RADIOTELEPHONE STATION REQUIRED BY TITLE III, PART III OF THE COMMUNICATIONS ACT**  
Does your license apply to any vessel transporting more than six passengers for hire, to be navigated in the open sea or any tidewater adjacent or contiguous to the open sea? This does not apply to vessels on the Great Lakes or to vessels subject to Title III, Part II.

☐ Yes ☒ No

**D RADIOTELEPHONE STATION REQUIRED BY GREAT LAKES RADIO AGREEMENT**  
Do any of the following conditions apply to your vessel?

- 1) Every vessel 20 meters or over;
- 2) Every vessel engaged in towing another vessel or floating object, except:
  - a) Where the maximum length of the towing vessel, measured from end to end over the deck exclusive of sheer, is less than 8 meters and the length or breadth of the tow, exclusive of the towing line, is less than 20 meters
  - b) Where the vessel towed complies with subpart 80.951(b); or
  - c) Where the towing vessel and tow are located within a booming ground (an area in which logs are confined)
- 3) Any vessel carrying more than six passengers for hire

☐ Yes ☒ No

**E RADIOTELEPHONE STATION REQUIRED BY THE VESSEL BRIDGE-TO-BRIDGE RADIOTELEPHONE ACT**  
Do any of the following conditions apply to your vessel?

- 1) Every power driven vessel of 70 meters or more in length
- 2) Every vessel 100 gross tons and upwards carrying one or more passengers for hire
- 3) Every towing vessel 7.8 meters or over
- 4) Dredges or floating plants engaged in operations near a channel or fairway. An unmanned or intermittently manned floating plant under the control of a dredge shall not be required to have a separate radiotelephone capability

☒ Yes ☐ No

[← BACK](#) [CONTINUE](#)



If you answered “Yes” to question E on the previous page, you will be prompted to enter the vessel Gross Tonnage and Length. (This page will not show up if you selected “No” to question E on the previous page). Then select “Continue”.

The screenshot shows the FCC License Manager interface. The browser's address bar displays the URL: <https://wireless2.fcc.gov/UlsEntry/licManager/narli/tonnage.jsp?fromPage=reqcategories.jsp&action=actionNew&applKey=14395570&preAppKey=&statusKey=S&contWErrorInd=Y&radioservice=SB&purp...>. The page title is "License Manager". The breadcrumb trail is "FCC > Wireless > Licensing > Online Systems > License Manager". The user is logged in as "0034440578 (Log Out)".

The main heading is "Apply for a New License". Below it, the section is "Tonnage and Length of Vessel". This section contains two input fields: "Gross Tonnage" (with a unit of "Tons") and "Length" (with a unit of "Meters"). A red circle highlights this section, and a large red arrow points to it from the right. Below the input fields is a "BACK" button.

To the right of the main content area is a "Steps" sidebar. It lists the following steps: 1 Radio Service, 2 Assigned Call Sign, 3 Applicant Questions, 4 Licensee Information, 5 Basic Qualification, 6 Ship Information (which is currently selected and expanded), 7 Search and Rescue Information, 8 Summary, and 9 Certification. A red arrow points from the "CONTINUE" button to the "6 Ship Information" step in the sidebar.

At the bottom right of the page, there is a "CONTINUE" button. A large red arrow points from the "CONTINUE" button to the "6 Ship Information" step in the sidebar.

The footer of the page includes the FCC logo, the text "Federal Communications Commission", the address "45 L Street NE, Washington, DC 20554", and contact information: "Phone: 1-877-480-3201", "TTY: 1-717-338-2824", and a link to "Submit Help Request".



Select "FV-Fishing" for General Class. Select "PH-Fishing Vessel" for Specific Class. Then select "Continue".

UNCLASSIFIED

FCC Registration - Login x FCC Registration - Login x License Manager - Ship Class x FCC Registration - Login x

wireless2.fcc.gov/UlsEntry/licManager/narli/shipclass.jsp?fromPage=reqcategories.jsp&action=actionNew&applKey=14353116&preAppKey=&status...

**FCC** Federal Communications Commission

**License Manager**

FCC > Wireless > Licensing > Online Systems > License Manager

Logged In: 0034440578 (Log Out)

**Apply for a New License**

Custom Exp. Date Attachments Waivers Reference Copy FCC 605 Privacy Act Quit Application Help

**Ship Class**

General Class: FV - Fishing

Specific Class: PH - Fishing Vessel

BACK CONTINUE

**Steps**

- 1 Radio Service
- 2 Assigned Call Sign
- 3 Applicant Questions
- 4 Licensee Information
- 5 Basic Qualification
- ▶ **Ship Information**
- 7 Search and Rescue Information
- 8 Summary
- 9 Certification

**Common Questions**

[How do I know what class to choose for General or Specific?](#)

FCC | Wireless | ULS | CORES | Paying Fees

Help | Tech Support

Federal Communications Commission  
45 I. Street NE

Phone: 1-877-480-3201  
TTY: 1-717-338-2824

2:37 PM 11/3/2023

Enter the vessel name and official number (the number found on the Certificate of Documentation). Then select “Continue”.

The screenshot shows the FCC License Manager interface for applying for a new license. The browser address bar shows the URL: `wireless2.fcc.gov/UlsEntry/licManager/narli/shipname.jsp?fromPage=shipclass.jsp&action=actionNew&applKey=14353116&preAppKey=&statusKey=...`. The page title is "License Manager" and the breadcrumb trail is "FCC > Wireless > Licensing > Online Systems > License Manager". The user is logged in as "0034440578" with a "Log Out" link.

The main section is titled "Apply for a New License". Below this, the "Ship Name" section contains two input fields: "Ship Name" with the value "NEVERHOME" and "Official Ship Number" with the value "12345678". A red circle highlights these input fields, and a red arrow points from the text above to the "Ship Name" field. Below the input fields are two buttons: "BACK" and "CONTINUE". A second red arrow points from the "CONTINUE" button to the text above.

On the right side, there is a "Steps" section with a list of steps: 1 Radio Service, 2 Assigned Call Sign, 3 Applicant Questions, 4 Licensee Information, 5 Basic Qualification, 6 Ship Information (highlighted with a blue triangle), 7 Search and Rescue Information, 8 Summary, and 9 Certification. Below this is a "Common Questions" section with a link: "If I don't have a ship number, can I still submit this application?".

At the bottom of the page, there are links for "FCC | Wireless | ULS | CORES | Paying Fees" and "Help | Tech Support". The footer includes the FCC address "45.1 Street NE" and phone numbers "1-877-480-3201" and "1-717-338-7874". The system clock shows "2:38 PM 11/3/2023".

Select the appropriate responses for international voyages. Most vessel will select “No” for both questions. Then select “Continue”.

The screenshot shows the FCC License Manager International application page. The browser tabs include 'FCC Registration - Login' and 'License Manager - International'. The address bar shows the URL: [wireless2.fcc.gov/UlsEntry/licManager/narli/international.jsp?fromPage=shipname.jsp&action=actionNew&applKey=14353116&preAppKey=&status...](https://wireless2.fcc.gov/UlsEntry/licManager/narli/international.jsp?fromPage=shipname.jsp&action=actionNew&applKey=14353116&preAppKey=&status...)

The page header includes the FCC logo and 'License Manager'. The breadcrumb trail is: FCC > Wireless > Licensing > Online Systems > License Manager. The user is logged in as 0034440578.

The main section is titled 'Apply for a New License' and 'International Voyages'. It contains two questions with dropdown menus set to 'No':

- Will ship make international voyages?
- Will ship communicate with foreign coast stations?

Navigation buttons include 'BACK' and 'CONTINUE'. A red circle highlights the 'International Voyages' section, and a red arrow points from it to the 'CONTINUE' button.

On the right side, there is a 'Steps' list:

- 1 Radio Service
- 2 Assigned Call Sign
- 3 Applicant Questions
- 4 Licensee Information
- 5 Basic Qualification
- ▶ Ship Information
- 7 Search and Rescue Information
- 8 Summary
- 9 Certification

Below the steps is a 'Common Questions' section with links: [What is considered an international voyage?](#) and [If I only communicate with the harbor master, is this considered a foreign coast station?](#)

The footer includes links for FCC, Wireless, ULS, CORES, and Paying Fees, along with a search bar and system clock showing 2:38 PM on 11/3/2023.

If you need a new Maritime Mobile Service Identity (MMSI), check the box. If you have an existing MMSI, do not check the box, and enter the MMSI in the box. Then select "Continue".

UNCLASSIFIED

FCC Registration - Login x FCC Registration - Login x License Manager - Radiotelegraph x FCC Registration - Login x

wireless2.fcc.gov/UlsEntry/licManager/narli/radiotelegraph.jsp?fromPage=international.jsp&action=actionNew&applKey=14353116&preAppKey=&...

**FCC** Federal Communications Commission **License Manager**

FCC > Wireless > Licensing > Online Systems > License Manager

Logged In: 0024440578 (Log Out)

**Apply for a New License** Custom Exp. Date Attachments Waivers Reference Copy FCC 605 Privacy Act Quit Application Help

**Radiotelegraph NB-DP/DSC Equipment**

Check each box that applies.

☐ I have Radiotelegraph (1500KHz) on my vessel and the FCC has not yet assigned a Morse working series to my vessel.

**Note:** If you do not have the option to be issued a working series.

☒ I have Digital Selective Calling (DSC) equipment and /or Radiotelegraph NB-DP and need a new 9 digit Maritime Mobile Service Identity (MMSI). Do not check this box if you already have been assigned a 9 digit MMSI by the FCC or have received a 9 digit MMSI by commissioning an INMARSAT B, C, or M terminals through COMSAT/Lockheed Martin.

**Note:** The single MMSI assigned by the FCC or issued by COMSAT/Lockheed Martin or Stratos should be used with all DSC radio equipment and INMARSAT B, C, or M terminals on board your vessel.

MMSI Number (if already assigned)

BACK CONTINUE

**Steps**

- 1 Radio Service
- 2 Assigned Call Sign
- 3 Applicant Questions
- 4 Licensee Information
- 5 Basic Qualification
- ▶ **Ship Information**
- 7 Search and Rescue Information
- 8 Summary
- 9 Certification

**Common Questions**

[What is an MMSI number?](#)

[If I have single side band, what do I select?](#)

[Can I have more than one MMSI number?](#)

2:40 PM 11/3/2023



Enter emergency contact information in the appropriate blocks. Then select “Continue”.

UNCLASSIFIED

FCC Registration - Login x FCC Registration - Login x License Manager - Search and R x FCC Registration - Login x

wireless2.fcc.gov/UlsEntry/licManager/narli/emergencycontact.jsp?fromPage=radiotelegraph.jsp&action=actionNew&applKey=14353116&preA...

Apply for a New License

Custom Exp. Date Attachments Waivers Reference Copy FCC 605 Privacy Act Quit Application Help

### Search and Rescue Contact

The U.S. Coast Guard has requested that the following information be provided to assist in possible search and rescue operations.

#### Emergency Contact Person Ashore

Individual Name	First	MI	Last	Suffix
Street Address				
City				
State (U.S. only)				
ZIP/Postal Code				
Country				
Phone				
Fax				
Email				

#### Alternative Emergency Contact Person Ashore

Individual Name	First	MI	Last	Suffix
Street Address				
City				
State (U.S. only)				
ZIP/Postal Code				
Country				
Phone				
Fax				
Email				

BACK CONTINUE

#### Steps

- 1 Radio Service
- 2 Assigned Call Sign
- 3 Applicant Questions
- 4 Licensee Information
- 5 Basic Qualification
- 6 Ship Information
- ▶ Search and Rescue Information
- 8 Summary
- 9 Certification

#### Common Questions

[Am I required to complete this page of the application?](#)

[Will this information be accessible to the Coast Guard ONLY?](#)

[Will the public be able to view this information?](#)

[Why did I get an error message when I completed all the information?](#)

Enter the EPIRB identification code. Select the appropriate equipment onboard. All vessels select VHF; select MF or HF for sideband radios; select 406MHZ EPIRB if the vessel has an EPIRB; select DSC if your radio(s) have a red Distress/DSC button. Then select "Continue".

UNCLASSIFIED

FCC Registration - Login | FCC Registration - Login | License Manager - Radio Inform | FCC Registration - Login

wireless2.fcc.gov/UlsEntry/licManager/narli/radioinfo.jsp?fromPage=emergencycontact.jsp&action=actionNew&applKey=14353116&preAppKe...

**FCC** Federal Communications Commission

**License Manager**

FCC > Wireless > Licensing > Online Systems > License Manager

Logged In: 0034440578 (Log Out)

**Apply for a New License**

Custom Exp. Date | Attachments | Waivers | Reference Copy | FCC 605 Privacy Act | Quit Application | Help

**Radio Information**

**EPIRB Identification Code**

406 MHz EPIRB Identification Code  
15 character code provided by EPIRB manufacturer

ADCD034DF4FFBFF

**Radio Installation**

Radio Installation(s) for Ship and Survival Craft (check all that apply)

<input type="checkbox"/> INMARSAT A	<input type="checkbox"/> INMARSAT MINI M	<input type="checkbox"/> DSC
<input type="checkbox"/> INMARSAT B	<input checked="" type="checkbox"/> VHF	<input checked="" type="checkbox"/> 406 MHz EPIRB
<input type="checkbox"/> INMARSAT C	<input type="checkbox"/> MF	<input type="checkbox"/> 121.5 MHz EPIRB
<input type="checkbox"/> INMARSAT M	<input type="checkbox"/> HF	<input type="checkbox"/> SART

← BACK

CONTINUE →

**Steps**

- 1 Radio Service
- 2 Assigned Call Sign
- 3 Applicant Questions
- 4 Licensee Information
- 5 Basic Qualification
- 6 Ship Information
- ▶ Search and Rescue Information
- 8 Summary
- 9 Certification

**Common Questions**

[What is an EPIRB?](#)

FCC | Wireless | ULS | CORES | Paying Fees

Federal Communications Commission  
45 L Street NE  
Washington, DC 20554

Help | Tech Support

Phone: 1-877-480-3201  
TTY: 1-717-338-2824  
[Submit Help Request](#)

2:43 PM 11/3/2023

Enter the crew size and number of liferafts on the vessel. Then select “Continue”.

UNCLASSIFIED

FCC Registration - Login x FCC Registration - Login x License Manager - Vessel Inform x FCC Registration - Login x +

wireless2.fcc.gov/UlsEntry/licManager/narli/vesselinfo.jsp?fromPage=radioinfo.jsp&action=actionNew&applKey=14353116&preAppKey=&stat...

**FCC** Federal Communications Commission

**License Manager**

FCC > Wireless > Licensing > Online Systems > License Manager

Logged In: 0034440578 [Log Out](#)

**Apply for a New License**

[Custom Exp. Date](#) [Attachments](#) [Waivers](#) [Reference Copy](#) [FCC 605 Privacy Act](#) [Quit Application](#) [Help](#)

**Vessel Information**

**Vessel Capacity**

Maximum number of persons on vessel  (passengers and crew)

**Survival Craft**

Number of Rafts

Number of Lifeboats

[BACK](#) [CONTINUE](#)

**Steps**

- 1 Radio Service
- 2 Assigned Call Sign
- 3 Applicant Questions
- 4 Licensee Information
- 5 Basic Qualification
- 6 Ship Information
- ▶ Search and Rescue Information
- 8 Summary
- 9 Certification

[FCC](#) | [Wireless](#) | [ULS](#) | [CORES](#) | [Paying Fees](#)

Federal Communications Commission  
45 L Street NE  
Washington, DC 20554

[Help](#) | [Tech Support](#)

Phone: 1-877-480-3201  
TTY: 1-717-338-2824  
[Submit Help Request](#)

2:43 PM 11/3/2023

Review the information and edit as necessary. Then select “Continue to Certify”.

UNCLASSIFIED

FCC Registration - Login x FCC Registration - Login x License Manager - Summary x FCC Registration - Login x

wireless2.fcc.gov/UlsEntry/licManager/narli/summary.jsp?fromPage=applicantquestions.jsp&action=actionNew&applKey=14353116&preAppKe...

### Apply for a New License

## Summary

You have submitted information in all the categories below. Use the view and edit capabilities to review information to confirm that it is complete and accurate. Correct information as necessary. Once you are confident that the application is ready for certification and submission, click on the "Continue to Certify" button below. Please review the [FCC 605 Privacy Act](#) before submitting this application.

[Exp. Date](#) [Attachments](#) [Waivers](#) [Reference Copy](#) [FCC 605 Privacy Act](#) [Quit Application](#) [Help](#)

#### Radio Service

SA - Ship Recreational or Voluntarily Equipped

#### Applicant Questions

Request Type: Regular  
Is the applicant exempt from FCC application fees? No  
Is the applicant exempt from FCC regulatory fees? No

[EDIT](#)

#### Licensee Information

Safety, Fishing Vessel  
6767 N. Basin Ave.  
Portland, OR 97217

P: (503)240-9337  
F:  
E: fvsportland@uscg.mil

[EDIT](#)

#### Basic Qualification Information

Select Edit to review and correct information

[EDIT](#)

#### Assigned Call Sign

None Assigned

#### Compulsory Questions

Select View to review information

[VIEW](#)

#### Ship Information

Select Edit to review and correct information

[EDIT](#)

#### Search and Rescue Information

Select Edit to review and correct information

[EDIT](#)

#### Total Fees

\$185.00

[View Fee Details](#)

#### Steps

- 1 Radio Service
- 2 Assigned Call Sign
- 3 Applicant Questions
- 4 Licensee Information
- 5 Basic Qualification
- 6 Ship Information
- 7 Search and Rescue Information
- 8 Summary**
- 9 Certification

#### Common Questions

[Can I preview or print my application from this page?](#)  
[What is a license term?](#)  
[How long will it take to process the application?](#)  
[If I choose "Quit Application," will License Manager save the application information I have already entered?](#)

[CONTINUE TO CERTIFY](#)



Enter your name and title to certify the application. Then select “Submit Application”.

UNCLASSIFIED

FCC Registration - Login x FCC Registration - Login x License Manager - Certification x FCC Registration - Login x +

wireless2.fcc.gov/UlsEntry/licManager/narli/certification.jsp?fromPage=summary.jsp&action=actionNew&applKey=14353116&preAppKey=&st...

FCC Federal Communications Commission

License Manager

FCC > Wireless > Licensing > Online Systems > License Manager

Logged In: 0034440578 (Log Out)

Apply for a New License

Certification

General Certification Statements

- 1 The applicant/licensee waives any claim to the use of any particular frequency or of the electromagnetic spectrum as against the regulatory power of the United States because of the previous use of the same, whether by license or otherwise, and requests an authorization in accordance with this application.
- 2 The applicant/licensee certifies that all statements made in this application and in the exhibits, attachments, or documents incorporated by reference are material, are part of this application, and are true, complete, correct, and made in good faith.
- 3 Neither the applicant/licensee nor any member thereof is a foreign government or a representative thereof.
- 4 The applicant/licensee certifies that neither the applicant/licensee nor any other party to the application is subject to a denial of Federal benefits pursuant to Section 5301 of the Anti-Drug Abuse Act of 1988, 21 U.S.C. § 862, because of a conviction for possession or distribution of a controlled substance. **This certification does not apply to applications filed in services exempted under Section 1.2002(c) of the rules, 47 CFR § 1.2002(c).** See Section 1.2002(b) of the rules, 47 CFR § 1.2002(b), for the definition of "party to the application" as used in this certification.
- 5 Amateur or GMRS applicant/licensee certifies that the construction of the station would NOT be an activity which is likely to have a significant environmental effect (see the Commission's rules 47 CFR Sections 1.1301-1.1319 and Section 97.13(a) rules (available at web site <http://wireless.fcc.gov/rules.html>).
- 6 Amateur applicant/licensee certifies that they have READ and WILL COMPLY WITH Section 1.1301 of the Commission's rules (available at web site <http://wireless.fcc.gov/rules.html>) regarding RADIOFREQUENCY (RF) RADIATION SAFETY and the amateur service section of OST/OET Bulletin Number 65 (available at <http://www.fcc.gov/oet/info/documents/bulletins/>).

Certification Statements for Ship Applicants/Licensees (Including Ship Exemptions)

- 1 Applicant/Licensee certifies that they are the owner or operator of the vessel, a subsidiary communications corporation of the owner or operator of the vessel, a state or local government subdivision, or an agency of the US Government subject to Section 301 of the Communications Act.
- 2 This application is filed with the understanding that any action by the Commission thereon shall be limited to the voyage(s) described herein, and that apart from the provisions of the specific law from which the applicant/licensee requests an exemption, the vessel is in full compliance with the laws, statutes, international agreements and regulations.

Signature

Name of Party Authorized to Sign.

Name	First	MI	Last	Suffix
	Fishing Vessel		Safety	

Title
Examiner

Failure To Sign This Application May Result In Dismissal Of The Application And Forfeiture Of Any Fees Paid.

WILLFUL FALSE STATEMENTS MADE ON THIS FORM OR ANY ATTACHMENTS (U.S. Code, Title 47, §312(a)(1)), AND/OR FORFEITURE OF ANY STATION LICENSE OR CONSTRUCTION PERMIT (U.S. Code, Title 18, §1001) AND/OR REVOCATION OF ANY STATION LICENSE OR CONSTRUCTION PERMIT

**SUBMIT APPLICATION**

Steps

- 1 Radio Service
- 2 Assigned Call Sign
- 3 Applicant Questions
- 4 Licensee Information
- 5 Basic Qualification
- 6 Ship Information
- 7 Search and Rescue Information
- 8 Summary
- 9 Certification

Common Questions

[Who is authorized to sign the application?](#)

[Do I need to enter a title?](#)

[I recently changed my name. Do I enter my old or new name here?](#)

[Am I required to sign the certification page?](#)

[What is a suffix?](#)

2:47 PM 11/3/2023

Review the information. Then select “Continue to CORES for Payment Completion”.

UNCLASSIFIED

FCC Registration - Login x | FCC Registration - Login x | License Manager - Confirmation x | FCC Registration - Login x | +

wireless2.fcc.gov/UlsEntry/licManager/narli/confirmation.jsp?fromPage=certification.jsp&action=actionNew&applKey=14353116&preAppK

**FCC** Federal Communications Commission

**License Manager**

FCC > Wireless > Licensing > Online Systems > License Manager

Logged In: 0034440578 (Log Out)

**Apply for a New License**

**Confirmation**

Your application has been successfully submitted. Any future reference to this application must be made using the application file number.

File Number	Call Sign	Purpose	Name
#0010762976		NE	Safety, Fishing Vessel

[Print Application](#)

**Application Fees**

File Number	Payment Type Code	Quantity	Subtotal
#0010762976	PRAM	1	\$35.00
#0010762976	PASR	1	\$150.00
			Total Due <b>\$185.00</b>

**Important Notice:**  
The U.S. Treasury will reject Credit Card transactions greater than \$24,999.99. This limit applies to multiple transactions on the same Credit Card totaling more than this limit in a single day. For transactions greater than \$24,999.99, an alternative payment method must be used. Payment methods can be found at <http://www.fcc.gov/fees>. Reference: Treasury Bulletin No. 2005-03 (<http://www.fms.treas.gov/tfm/vol1/bull.html>)

The FCC strongly recommends online electronic payment for faster processing of applications. Applicants will need to login to the Commission Registration System (CORES) to pay fees due. Applicants wishing to manually pay, need to login to CORES. All payments (including manual) MUST be received by the Commission within 10 calendar days of filing the application(s). If you believe that the calculated fee is incorrect, please call 1-877-480-3201, and select option #2.

**CONTINUE TO CORES FOR PAYMENT COMPLETION**

FCC | Wireless | ULS | CORES | Paying Fees

Federal Communications Commission  
45 L Street NE  
Washington, DC 20554

Windows taskbar: Search, File Explorer, Edge, Teams, Outlook, PowerPoint, Chrome, etc.

Enter your username and password. Then select “Log In”.

UNCLASSIFIED

FCC Registration - Login x FCC Registration - Login x FCC License Manager - Confil x FCC Registration - Login x FCC Registration - Login x +

apps.fcc.gov/cores/userLogin.do

## FCC Registration - LOGIN

You are accessing a U.S. Government Information System. Information system usage may be monitored, recorded, and subject to audit. Unauthorized use of the information system is prohibited and subject to criminal and civil penalties. Use of the information system indicates consent to monitoring and recording.

Welcome to the COMmission REGistration System (CORES).

If you DO NOT have an FCC Username, please click the “REGISTER” button below to register an FCC Username.

CORES allows you to:

- Register and Manage the 10 digit FCC Registration Number (FRN).
- View financial standing (RED or Green Light Status) with the FCC and make payments.
- Retrieve payments awaiting completion.
- Enter and pay Application fees manually.
- Retrieve and pay ULS fees.
- File and pay annual Regulatory Fees.
- Manage Incentive Auction financials.

Click [Here](#) for CORES Tutorial Videos.

[News releases](#) related to the FCC Registration Number.

*Please Note: On Saturday, November 4, 2023, beginning at 6:00 pm (ET) until November 5, 2023 at 12:00 am (ET), Treasury’s pay.gov service will be undergoing scheduled maintenance. During this time, payments by credit card and ACH will not be available. Thank you for your understanding.*

### Username Login

*Note: The Username is the email address associated with your FCC Username Account.*

Username:

Password:

### Need a Username?

Forgot/Reset your [Username Password?](#)

Check [Username Availability](#)

### Search for public FRN information

Customer Service

2:49 PM 11/3/2023 24



Select “Manage Existing FRNs / FRN Financial / Bills and Fees”.

UNCLASSIFIED

FCC Registration - Login x | FCC Registration - Login x | License Manager - Confil x | User Home x | FCC Registration - Login x

apps.fcc.gov/cores/userHome.do?csrfToken=tCNFVCYQU0JCul2iyT34A6QqMOwYSMv4iy211W2XbL34DcsK6fGeX7Sf76UGOkes

**FCC** Federal Communications Commission **Commission Registration System (CORES)** Associate User [Reg](#)

**FCC Registration**

FCC > [FCC Registration](#) > User Home

**User Home**

Select one of the following:

- [Associate Username to FRN](#) Link your registered username to an existing FRN.
- [Manage Existing FRNs | FRN Financial | Bills and Fees](#) View & Pay Regulatory Fees, Application Fees, and Bills | View Red & Green light status.
- [Register New FRN](#) Register and receive a new FRN (including Restricted Use Frn).
- [Reset FRN Password](#) Reset/update your FRN password.
- [Search for FRN](#) Search for public FRN information.
- [Update Username Profile](#) Update your username profile.

**Customer Service**

[Help](#) [Frequently Asked Questions](#) [Privacy Statement](#)

For assistance, please submit a help request at <https://www.fcc.gov/wireless/available-support-services> or call 877-480-3201 (Mon.-Fri. 8 a.m.-6 p.m. E

<https://apps.fcc.gov/cores/myFrnsPre.do?csrfToken=FPOv59syq6JalkCK9mmP02DnKCKJuOIXCvJE5fxoVpbzUysQysdSx3ioJyd3o1V3>

Windows taskbar: Search, File Explorer, Edge, Teams, Outlook, OneDrive, Chrome, Firefox, PowerPoint



Select "FRN Financial".

UNCLASSIFIED

FCC Registration - Login x | FCC Registration - Login x | FCC License Manager - Conf... x | Manage Existing FRN(s): x | FCC Registration - Login x

apps.fcc.gov/cores/myFrnsPre.do?csrfToken=FPOv59syq6JalkCK9mmP02DnKCKJuOIXCvJE5fxoVpbzUysQysdSx3ioJyd3o1V3

**FCC** Federal Communications Commission

Commission Registration System (CORES)

Associate Usernam...  
Registe...

**FCC Registration**

FCC > FCC Registration > Manage Existing FRNs

**Manage Existing FRN(s): Choose Action**

When submitting a payment to the FCC, you are solely responsible for validating all financial data being entered, for ensuring that your payment instructions are not rejected by your financial institution and for ensuring that the funds have been transmitted to the FCC. To avoid incurring late payment penalties and interest, you should notify your financial institution when making ACH, credit card and wire payments, and continue monitoring your account to verify that payment to the FCC has been made by the payment deadline. The notifications you receive from the FCC after submitting your payment are to acknowledge that you have submitted a payment, and are not an acknowledgement that payment has been received by the FCC.

**Select one of the following:**

[Manage FRNs](#) Manage/View FRN Permission Levels, FRN Registration Information, and Associated Requests for your FRN(s).

[FRN Financial](#) Pay application fees and bills, and view financial status and payment history.

[Regulatory Fee Manager](#) View, edit, and file annual Regulatory Fees.

[ULS Pay Fees](#) View and pay ULS Application Fees (Batch Filer User Only).

[Go Back](#)

**Customer Service**

[Help](#) [Frequently Asked Questions](#) [Privacy Statement](#)

For assistance, please submit a help request at <https://www.fcc.gov/wireless/available-support-services> or call 877-480-3201 (Mon.-Fri. 8 a.m.-6 p.m. ET).

https://apps.fcc.gov/cores/myFrns.do?queueType=20&btnSubmit=true&searc...

Windows Search

Select "View / Make Payments".

UNCLASSIFIED

FCC Registration - Login x | FCC Registration - Login x | FCC License Manager - Confir x | View FRN Financial Info x | FCC Registration - Login x | +

apps.fcc.gov/cores/myFrns.do?queueType=20&btnSubmit=true&searched=true&csrfToken=UzIMkDRG7xsuzrM8nc42M9t6MzmMPK5f1GxCc5k...

**FCC** Federal Communications Commission **Commission Registration System (CORES)** Associate Username to FRN | Manage Existing FRNs & FRN Financial Register New FRN | Reset FRN Password | Search for FRN

**FCC Registration**

FCC > FCC Registration > Manage Existing FRNs > FRN Financial Logged In As: fvsportland@uscg.mil | Logout

**FRN Financial**

Manage FRNs

**FRN Financial**

Show 10 entries Search:

FRN	FRN Name	Red Light Status	Action
0034440578	Fishing Vessel Safety	Green Light	<a href="#">View/Make Payments</a>

Showing 1 to 1 of 1 entries

[Go Back](#)

Previous 1 Next

**Customer Service**

[Help](#) [Frequently Asked Questions](#) [Privacy Statement](#) [FCC Home Page](#)

For assistance, please submit a help request at <https://www.fcc.gov/wireless/available-support-services> or call 877-480-3201 (Mon.-Fri. 8 a.m.-6 p.m. ET).

Current Version: 3.0.1

https://apps.fcc.gov/cores/searchClientHistory.do?fm=34440578&queueType=45&csrfToken=SDuADZbh0ONNII8yN5sAwcbFI7Y3yr5ko5J7WNKVuxW2zmZXxFLtfzM2qbKZmQOI

2:51 PM 11/3/2023 24

Select "Make Payment".

UNCLASSIFIED

FCC Registration - Login x | FCC Registration - Login x | FCC License Manager - Confil x | Financial History Result x | FCC Registration

apps.fcc.gov/cores/searchClientHistory.do?frn=34440578&queueType=45&csrfToken=SDuADZbh0ONNII8yN5sAwcbFI7Y3yr5ko

**FCC** Federal Communications Commission

## Commission Registration System (CORES)

### FCC Registration

FCC > FCC Registration > Manage Existing FRNs > FRN Financial > View/Pay

#### FRN Financial

[OPEN BILLS](#) [APPLICATION FEES](#) [AWAITING PAYMENT COMPLETION](#) [PAYMENT HISTORY](#)

Matches 1 - 1 ( of 1 ).


FRN	Remittance ID	Total Amount	Created Date	Status
0034440578	4330500	\$185.00	11/03/2013	Not Paid <a href="#">Make Payment</a>

[Go Back](#)

[Help](#) [Frequently Asked Questions](#) [Privacy Statement](#)

For assistance, please submit a help request at <https://www.fcc.gov/wireless/available-support-services> or call 877-480-3201 (Mon.-Fr

javascript:document.forms[0].action='paymentSelection.do?finModule=appFeePay&remittanceID=4330500&status=Not Paid&csrfToken=ishkx09zEbom313VOcDI9NaHTyCB2N



Select the "Payer FRN" and Payment Method.

\*\*\*Please read the additional information on the following page\*\*\*

UNCLASSIFIED

FCC Registration - Login x | FCC Registration - Login x | FCC License Manager - Confir x | Payment Method Selecti x | FCC Registration - Login x | +

apps.fcc.gov/cores/paymentSelection.do?finModule=appFeePay&remittanceID=4330500&status=Not%20Paid&csfrToken=ishkx09zEbom313V...

### FCC Registration

FCC > FCC Registration > Manage Existing FRNs > FRN Financial > View/Pay > Select Payment Method Logged


#### Payment Summary

Remittance ID: 4330500

Bill Number	Applicant FRN	Applicant Name	Call Sign	PTC	Amount	FCC Code 1	FCC Code 2
N/A	0034440578	Safety, Fishing Vessel		PRAM	\$35.00		0010762976
N/A	0034440578	Safety, Fishing Vessel		PASR	\$150.00		0010762976
Total Amount Due :					\$185.00		

#### Payment Method Selection

Select a Payer FRN: \*




#### Pay with ACH from Bank Account

via US Treasury's Pay.Gov System

To pay via electronic debit from a checking or savings account, you must provide the Routing Number and Account Number.

**CONTINUE**



#### Pay by Credit or Debit Card

via US Treasury's Pay.Gov System

Pay.gov accepts both credit and debit cards. \* We accept Visa, MasterCard, American Express, and Discover credit cards. Debit cards processed through Visa or MasterCard are also accepted; these have the Visa or MasterCard logo on the card. ATM-only cards and debit cards from other processors are not accepted.

**CONTINUE**

Can't Pay Online?



**\*\*\*Please note, the system automatically defaults to “SA” for “Ship, Recreational or Voluntarily Equipped”.**

**☐ In order to get the “SB” for “Ship Compulsory Equipped” License that is required for federally documented commercial fishing industry vessels, send an email to the FCC at [Attach605@fcc.gov](mailto:Attach605@fcc.gov).**

**☐ Include the FRN number in the subject line.**

**☐ Include the following text in the body of the email:**

**☐ “My vessel is required to carry radio equipment under Coast Guard regulations and the required category is not listed on the FCC 605 Schedule B item 14 A-E.”**

**\*\*\*Send the email immediately after paying for the license. Once the email is received, they will adjust the license category on their end.**

**☐ If you have problems with payment processing, you may have to log out and log back in.**

**\*\*\*If you have suggestions or other feedback regarding this guide, please contact us at [fvsportland@uscg.mil](mailto:fvsportland@uscg.mil). Thank you.**